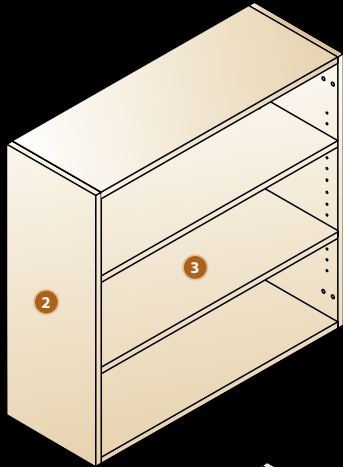


# QUEST by CRYSTAL

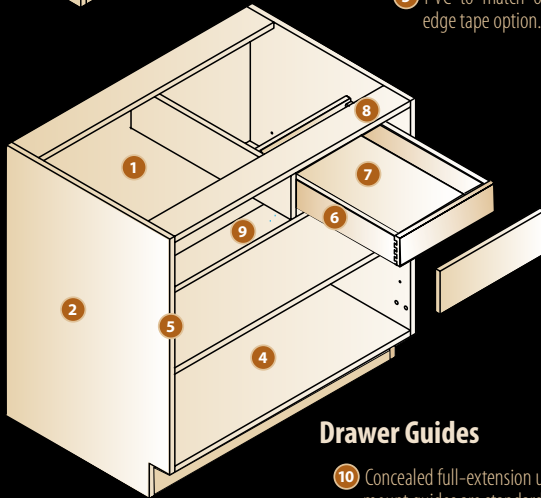
Quest, Crystal's fully-custom frameless cabinetry, has been engineered to allow full access to the interior space. If sleek contemporary is what you want, Quest offers the ultimate in design flexibility for your space. Create your Quest cabinetry from a variety of materials—special wood veneers, laminate, stainless steel or wood.

This versatile line also allows you to create cabinet looks like traditional, country, Arts and Crafts, and Shaker. Quest is crafted with furniture-quality materials with the highest level of workmanship and technology. Let your imagination run wild with Quest cabinetry.

## Quest Box Construction



- 1 Standard interior options include clear finished maple veneer on plywood. Feather White or Wood grain melamine laminate on particleboard. Matching finished interior available as upgrade.
- 2 3/4" thick particleboard sides. [Plywood upgrade available with Quest Plus.]
- 3 3/4" particleboard shelves. [Plywood shelves standard Quest Plus.]
- 4 Tops and bottoms are 3/4" and backs are 1/2" thick material.
- 5 PVC to match or matching wood edge tape option.



- 6 Drawer boxes are built with 3/4" solid hardwood with dovetail joints. Top edges of drawer box sides are slightly radiused. Optional steel drawer box available.
- 7 Drawer box bottom is 1/4" thick hardwood veneered plywood and is dadoed into sides and front for greater strength.
- 8 Top stretchers for added strength.
- 9 Intermediate stretcher provides extra support for drawers.

## Drawer Guides

- 10 Concealed full-extension under-mount guides are standard.
- 11 Guides are zinc-coated steel with a self-closing feature.
- 12 All drawers come standard with Blumotion® Soft Close. Feature pulls drawer closed smoothly and quietly.
- 13 Roller carriage mechanism has permanently lubricated rollers.


## 80 PLUS STANDARD DOOR STYLES



Quest doors are 3/4" solid wood frames and door panels, mortis & tenon or mitered, and are either 3/4" solid wood raised panel or 1/2" solid wood flat panels. Choose from several contemporary slab doors perfect for laminate and wood veneer. Radius doors offered on many styles.

In addition to the standard door styles, we offer our "custom door program," which allows you to mix and match panels, styles and rails to create your own unique door style.

## 25 STAINS • 15 PAINT COLORS



Quest's stains and paints are available in a generous palette from light to dark with many specialty finish options and the ability to create any custom color. Our Signature finish offers several colors of glazing, highlights, rub-thru choices and distressing elements to enhance your stain or paint. Utilizing innovative and progressive finish technology, our multi-step finish application produces a strong, long-lasting product.

## 12 WOODS • LAMINATE • VENEER



The wood you choose for your cabinetry sets a tone for your entire space. In addition to our 12 standard woods, Quest offers thousands of laminate options and patterns, and several exquisite wood veneers for ultra-contemporary applications.

